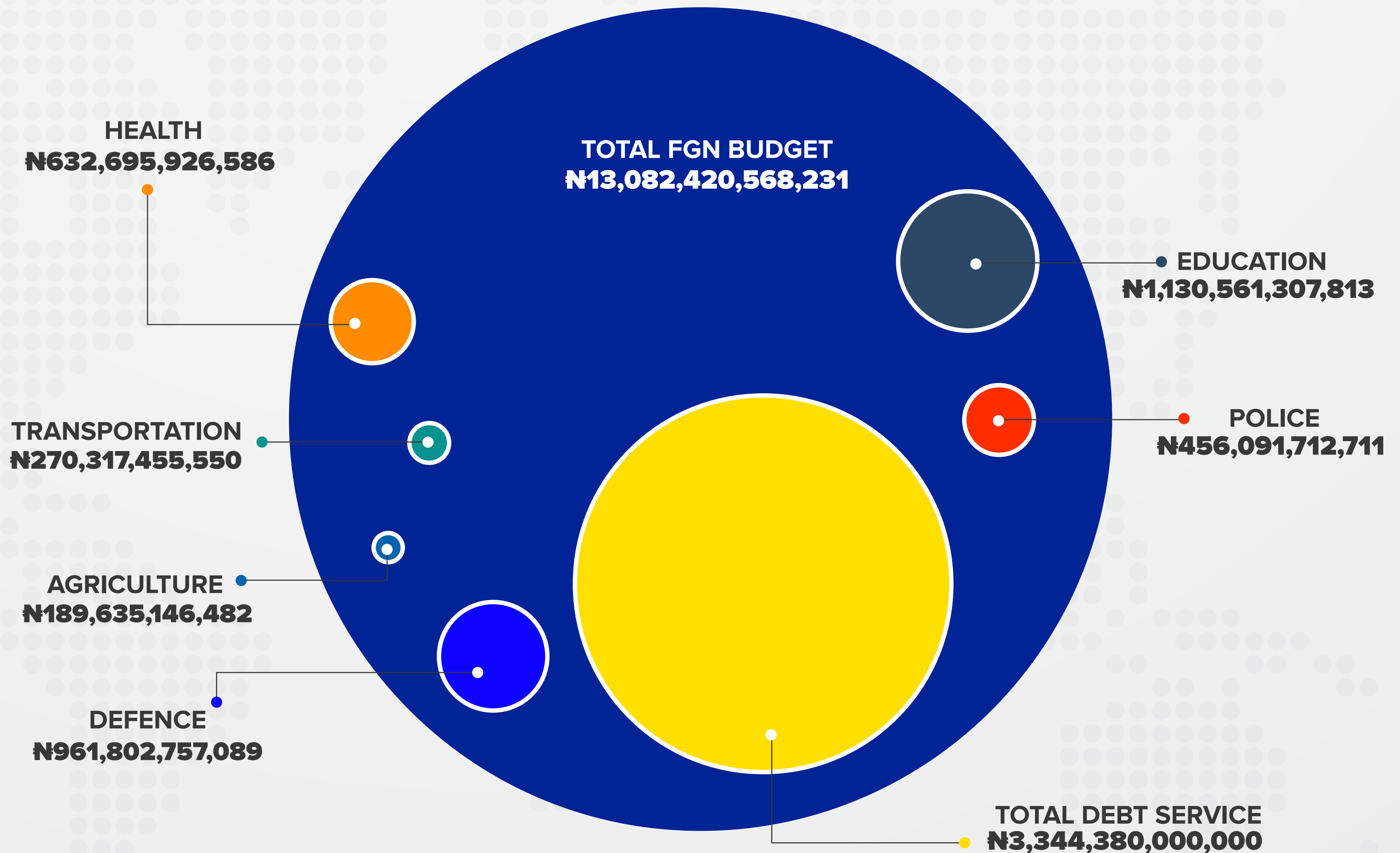
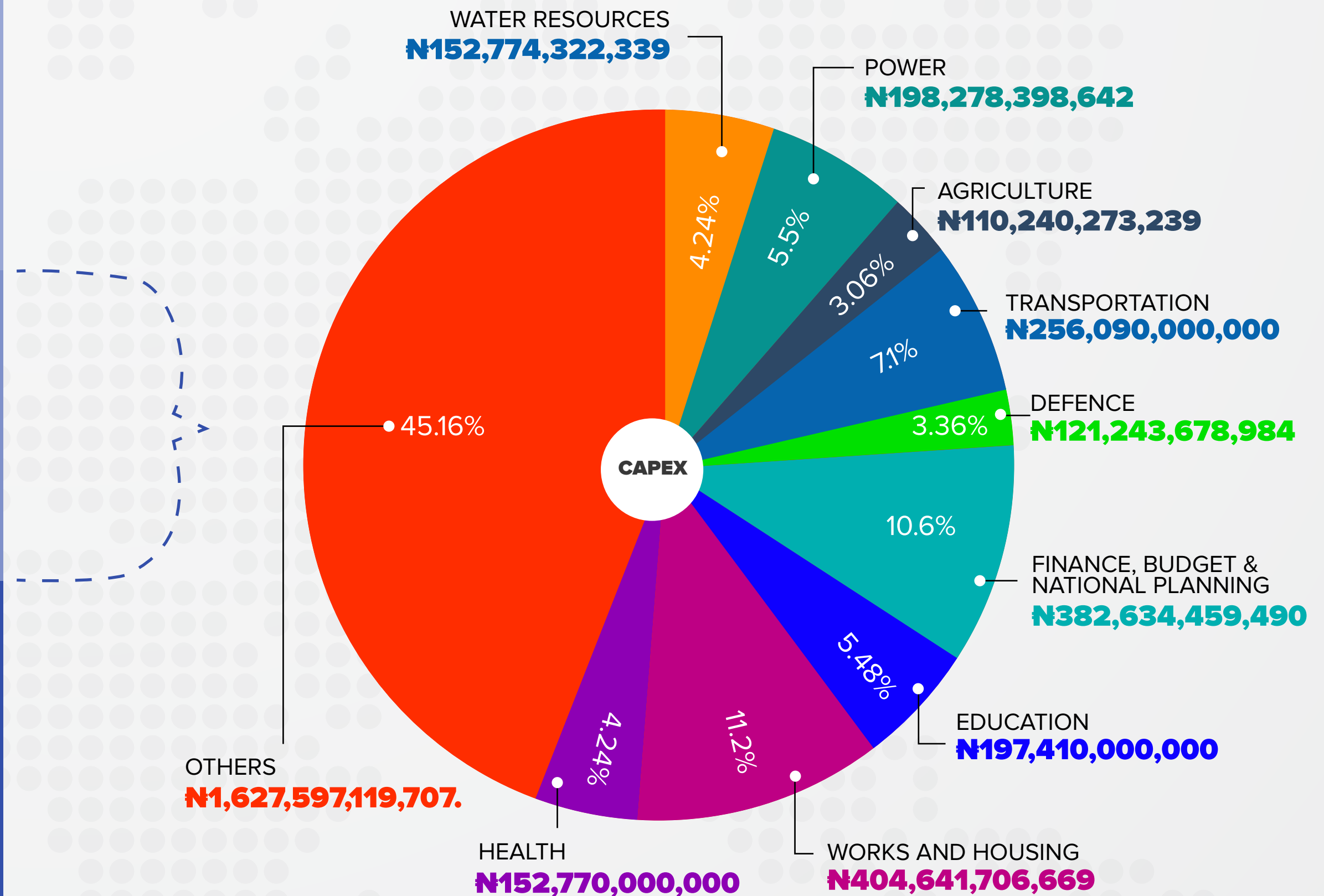
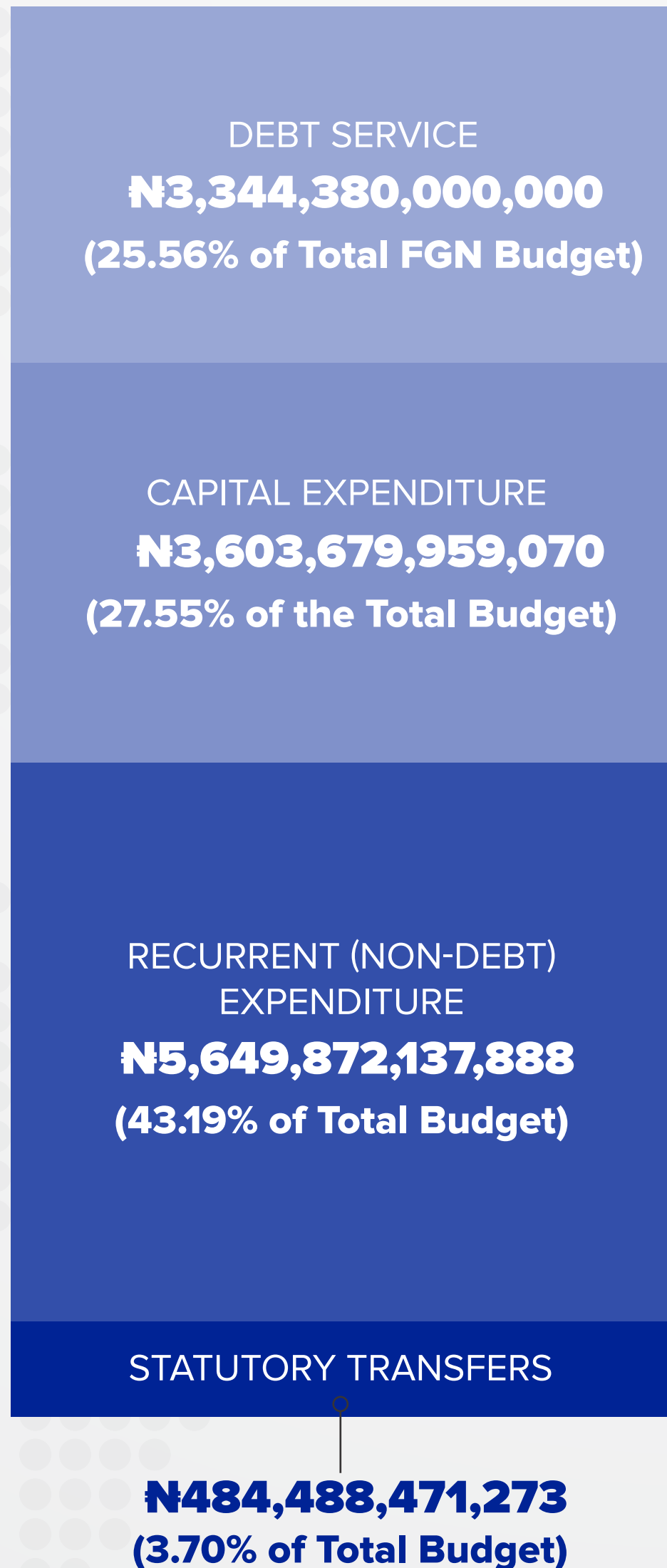


A comparison of Nigeria's debt servicing profile across select sectors of the economy



A breakdown of the FGN budget by sectoral spend

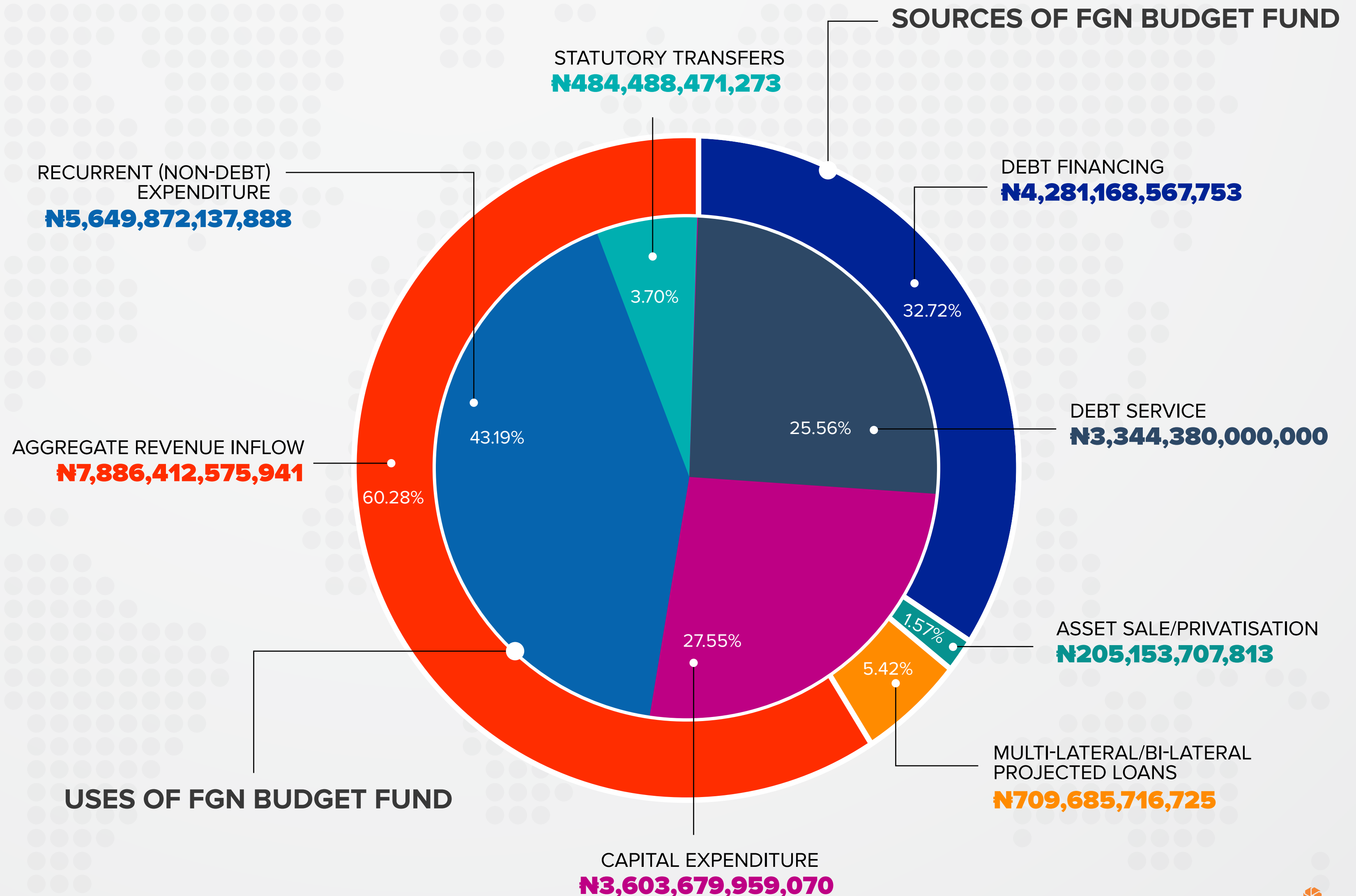


9 Ministries account for 54.84% of CAPEX allocation.

TOTAL FGN BUDGET - **N13,082,420,568,231**






An analysis of the federal budget by source/inflows

... not generating enough revenue to service debt



A Comparative view of Nigeria's economic performance relative to selected African countries

Nigeria needs to improve on its GDP and Budget figures relative to its population.

	 Nigeria	 South Africa	 Ethiopia	 Kenya	 Egypt
2020 Population	206,140,000	59,671,000	98,131,000	48,693,000	101,618,000
2019 GDP (in \$)	448,120,000,000	351,350,000,000	92,800,000,000	95,410,000,000	302,330,000,000
2019 GDP per Capita	2,230	6,000	828	1,815	3,012
2021 Budget (in \$)	34,511,873,351	115,384,615,385	12,428,198,433	26,551,094,891	139,240,506,329
2021 Budget per Capita	163.254	1,904.665	124.656	533.155	1,339.366
Human Development Index Ranking (2019)	158	113	173	147	116
Global Competitiveness Ranking (2019)	116	60	126	95	93

1st

2nd







3rd

4th

5th

A Comparative view of Nigeria's economic performance relative to selected leading developing countries

Nigeria needs to improve GDP per Capita to improve Human Development and Competitiveness

	 Nigeria	 Malaysia	 Brazil	 Indonesia	 Turkey	 UAE
2020 Population	206,140,000	33,000,000	211,420,000	269,600,000	84,170,000	11,080,000
2019 GDP (in \$ billion)	448.12	364.702	1,840.00	1,119.00	754.412	421.142
2019 GDP per Capita	2,230	11,414.838	8,717.186	4,135.569	9,042.493	43,103.323
2021 Budget (in \$)	34,511,873,351	77,940,000,000	273,664,825,046	185,000,000,000	47,400,000,000	15,800,000,000
2021 Budget per Capita	163.254	2,332.14	1,286.14	679.52	556.47	1,383.54
Human Development Index Ranking (2019)	158	61	79	111	59	35
Global Competitiveness Ranking (2019)	116	27	71	50	61	25

■ 1st
■ 2nd
■ 3rd
■ 4th
■ 5th
■ 6th